

Ergonomic Cable Tie Installation Hand Tools

Comfort, Performance and Durability

Panduit's ergonomic series of hand-operated, tool-controlled tension, and cut-off cable tie installation tools are the most preferred hand-operated tools in the industry. These versatile tools can be used for production, maintenance, or construction applications.


The ergonomic series of tools is excellent for low to medium volume applications (under 50,000 ties/year) and promote worker safety, help reduce downtime, improve productivity and provide the lowest total installed cost.

Impact Resistant Resin Tools

- **GTS-E** Tool installs subminiature (8 lbs.) through standard (50 lbs.) cross section cable ties
- **GTH-E** Tool installs standard (50 lbs.) through heavy (175 lbs.) cross section cable ties

Metal Resin Tools

- **GS2B-E** Tool installs subminiature (8 lbs.) through standard (50 lbs.) cross section cable ties
- **GS4H-E** Tool installs standard (50 lbs.) through heavy (175 lbs.) cross section cable ties
- **GS4EH-E** Tool installs light-heavy (120 lbs.) through extra-heavy (250 lbs.) cross section cable ties



Key Features and Benefits

- **Improved cable tie cut-off mechanism that minimizes the impact to the installer's hand by more than 40% - the lowest in the industry**
- **Low handle force required to cut-off the cable tie - 15% lower handle force than comparable tools**



Cable Tie Installation Hand Tools – Comfort, Performance and Durability



To change the tension setting, pull back the Tension Adjustment Knob, match it to the appropriate cable tie cross section tension setting, and disengage the knob.



Easy to read Tension Setting Label eliminates guesswork.

If desired to lock the tension setting, Panduit offers 2 solutions:



Single Piece Snap-on Device

- Quick snap-on action
- Economic solution



NEW!

Secured Version Screw-on Type Device

- Tamper Resistant
- Higher end solution

Ordering Information



GTS-E



GTH-E



GS2B-E



GS4H-E



GS4EH-E

Ergonomic Cable Tie Installation Hand Tools

Part Number	Installs Cable Tie Cross Sections	Description	Std. Pkg. Qty.	Std. Ctn. Qty.
GTS-E	Subminiature, Miniature, Intermediate, Standard	Manual operated hand tool with ergonomic design. Impact resistant resin housing. Color identification: Black handles, label and tension selector knob. Body is dark gray color.	1	5
GTH-E	Standard, Heavy-Standard, Light-Heavy, Heavy, Extra-Heavy thin*	Manual operated hand tool with ergonomic design. Impact resistant resin housing. Color identification: Red handles, label and tension selector knob. Body is dark gray color.	1	5
GS2B-E	Subminiature, Miniature, Intermediate, Standard	Manual operated hand tool with ergonomic design. Metal housing. Color identification: Black handles, label and tension selector knob. Body is light gray color.	1	5
GS4H-E	Standard, Heavy-Standard, Light-Heavy, Heavy	Manual operated hand tool with ergonomic design. Metal housing. Color identification: Red handles, label and tension selector knob. Body is light gray color.	1	5
GS4EH-E	Light-Heavy, Heavy, Extra-Heavy	Manual operated hand tool with ergonomic design. Metal housing. Color identification: Blue handles, label and tension selector knob. Body is light gray color.	1	5

* GTH-E tools starting with Date Code L18 now cut through Extra Heavy thin ties (PLWS2EH, PLWS3EH, PLWS4EH, PLDC1.5EH and PLDC2.5EH). Date Code is etched on the red trigger handle. These tools come equipped with a wider blade that will cut through these extra heavy thin ties. Tools prior to the L18 date code do not have the wide blade.

Cable Tie Installation Hand Tools – Comfort, Performance and Durability

Ordering Information (continued)

Cable Tie Hand Tool Accessories

Part Number	Used with Tool	Description	Std. Pkg. Qty.	Std. Ctn. Qty.
KGTS-ETL	GTS-E, GTH-E GS2B-E, GS4H-E, GS4EH-E	Single piece snap-on tension locking mechanism. No tools required to install. Tension locking kit locks the tension at desired setting, which eliminates operator error and ensures consistent results.	1	10
KGTS-ETLS	GTS-E, GTH-E	Tamper resistant solution for locking the tension setting. Kit comes with a yellow-colored molded cap, screw (compatible with impact resistant resin housing), bushing and tooling bit required for installation and removal. Higher end solution to the basic KGTS-ETL.	1	10
KGS24-ETLS	GS2B-E, GS4H-E, GS4EH-E	Tamper resistant solution for locking the tension setting. Kit comes with a yellow-colored molded cap, screw (compatible with metal housing), bushing and tooling bit required for installation and removal. Higher end solution to the basic KGTS-ETL.	1	10
KGTSBLD	GTS-E, GS2B-E	Replacement blade kit (spare blade) allows quick and easy replacement of blade. Can be part of a scheduled maintenance plan, or used when cut-offs are not clean and crisp.	1	10
KGTH-EBLD**	GTH-E, GS4H-E		1	10
KGTH-EWBLD^	GTH-E		1	10
KGS4EH-EBLD	GS4EH-E		1	10

**KGTH-EBLD can be used on GTH-E tools before and after L18 date code

^KGTH-EWBLD compatible on GTH-E tools with L18 or later date code; KGTH-EWBLD not compatible with GS4H-E tool



PTS



PTH



PPTS



PPTEH




Pneumatic Cable Tie Hand Tools

Part Number	Installs Cable Tie Cross Sections	Description	Std. Pkg. Qty.
PTS	Subminiature, Miniature, Intermediate, Standard	Pneumatic hand tool with ergonomic design. Impact resistant resin housing. Color identification: Black trigger, handle, label and tension selector knob.	1
PTH	Standard, Heavy-Standard, Light-Heavy, Heavy	Pneumatic hand tool with ergonomic design. Impact resistant resin housing. Color identification: Red trigger, handle, label and tension selector knob.	1
PPTS	Miniature, Intermediate, Standard	Pneumatic hand tool. Metal housing. Color identification: Black trigger, label and tension selector knob. This tool is field serviceable. Replacement part kits can be part of a scheduled maintenance program.	1
PPTEH	Light-Heavy, Heavy, Extra-Heavy	Pneumatic hand tool. Metal housing. Color identification: Blue trigger, label and tension selector knob. This tool is field serviceable. Replacement part kits can be part of a scheduled maintenance program.	1

Cable Tie Installation Hand Tools – Comfort, Performance and Durability

Automatic Cable Tie Installation Systems and Reel-Fed Cable Ties

For high volume cable tie placement (greater than 200,000 ties/year), we recommend the PAT4.0 Automatic Cable Tie Installation System. With industry-leading cycle times that are 50% faster than other automatic cable tie systems, the PAT 4.0 combines consistent quality, fast installation and user-friendly operation into one solution. For more information, visit www.panduit.com/pat.

	<h3>Automatic Cable Tie Installation Systems and Reel-Fed Cable Ties</h3> <ul style="list-style-type: none">• Engineered for high-volume efficiency and operator ease to minimize installed costs and boost profits• Reduce reel-change downtime with Panduit continuous, reel-fed cable ties <div style="display: flex; justify-content: space-around; align-items: center;"><div data-bbox="698 567 876 756" style="text-align: center;"><p>6X FASTER</p><p>than conventional cable tie installation systems</p></div><div data-bbox="941 556 1177 735" style="text-align: center;"><p>LESS THAN 1 SECOND</p><p>Wrap, tension and cut cable ties in less than 1 second</p></div></div>
---	--

WORLDWIDE SUBSIDIARIES AND SALES OFFICES

PANDUIT CANADA
Markham, Ontario
cs-cdn@panduit.com
Phone: 800.777.3300

PANDUIT EUROPE LTD.
London, UK
cs-emea@panduit.com
Phone: 44.20.8601.7200

PANDUIT SINGAPORE PTE. LTD.
Republic of Singapore
cs-ap@panduit.com
Phone: 65.6305.7575

PANDUIT JAPAN
Tokyo, Japan
cs-japan@panduit.com
Phone: 81.3.6863.6000

PANDUIT LATIN AMERICA
Guadalajara, Mexico
cs-la@panduit.com
Phone: 52.33.3777.6000

PANDUIT AUSTRALIA PTY. LTD.
Victoria, Australia
cs-aus@panduit.com
Phone: 61.3.9794.9020

For a copy of Panduit product warranties, log on to www.panduit.com/warranty

For more information

Visit us at www.panduit.com

Contact Customer Service by email: cs@panduit.com
or by phone: 800.777.3300

PANDUIT®

©2019 Panduit Corp.
ALL RIGHTS RESERVED.
CTCB73--SA-ENG
Replaces CTCB62--SA-ENG
1/2019